

MA-ANT-3-F5/6

Narrow Patch Antenna



Overview

The Narrow Patch antenna is ideal for high ceiling (25+ ft) aesthetic consensus installations in high-density applications and where APs are covering high-density users in small zones. Some example use cases are in large lecture halls/stadiums as well as event venue centers.

MA-ANT-3-F5/6 specifications

Electrical

Antenna type: Narrow Patch

Frequency range: 2.400-2.500, 5.150-5.875 GHz

Gain (per antenna element):
F5: 11.2 dBi (2.4) / 10.8 dBi (5)
F6: 11.2 dBi (2.4) / 10.8 dBi (5)

Polarization: Linear, +/- 45°

Half power beamwidth / horizontal: 30° / 30°

Half power beamwidth / vertical: 30° / 30°

Cables

Times AA-9303, 1M

Mounting

Compatible with MA-MNT-ANT-1 or MA-MNT-ANT-2 articulating arm mounts

Mounts to walls and poles

Warranty

1 year hardware warranty included

Physical and Environmental:

Dimensions:
F5: 25.98" x 20.87" 5.12" (660 mm x 530 mm x 130 mm)
F6: 25.98" x 20.87" 5.12" (660 mm x 530 mm x 130 mm)

Weight:
F5: 6.9 lbs (110.4 oz)
F6: 7.1 lbs (113.6 oz)

Material: PC-ABS

Temperature: 32 °F to 104 °F (0 °C to 40 °C)

Humidity: 5% - 93%

Connector: RP-TNC

Ordering Information

MA-ANT-3-F5/6

MA-MNT-ANT-1 (Standard Mounting Arm)

MA-MNT-ANT-2 (Long Mounting Arm)

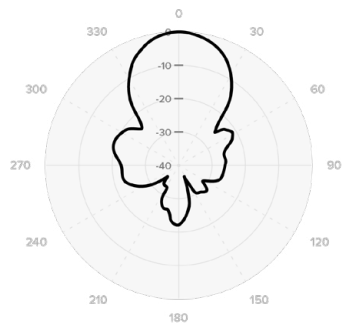
Regulatory

Certified for use with MR42E: MA-ANT-3-F5

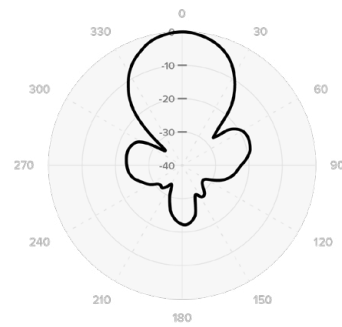
Certified for use with MR53E, MR46E: MA-ANT-3-F6

MA-ANT-F5

Radiation Pattern for 2.4 GHz Antennas



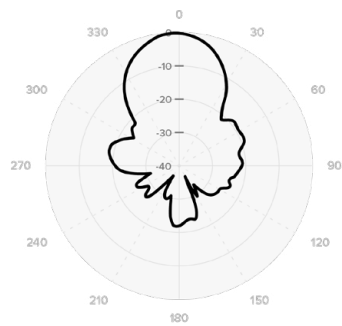
**H-Plane
Co-Polar**



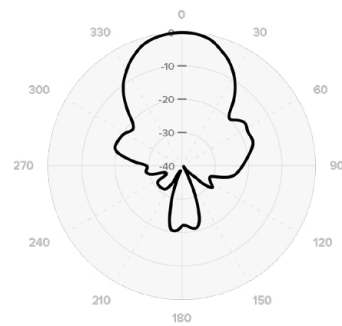
**V-Plane
Co-Polar**

MA-ANT-F5

Radiation Pattern for 5 GHz Antennas



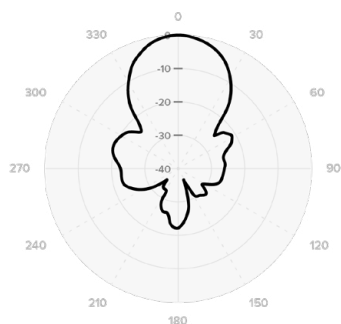
**H-Plane
Co-Polar**



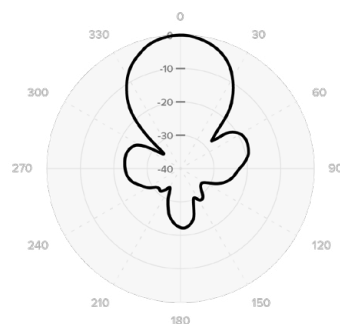
**V-Plane
Co-Polar**

MA-ANT-F6

Radiation Pattern for 2.4 GHz Antennas



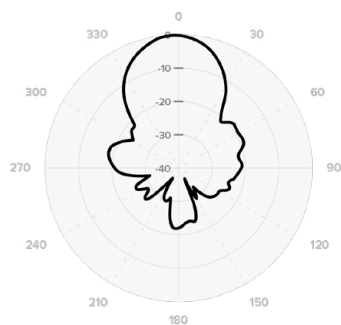
**H-Plane
Co-Polar**



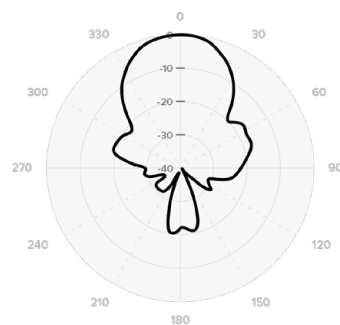
**V-Plane
Co-Polar**

MA-ANT-F6

Radiation Pattern for 5 GHz Antennas



**H-Plane
Co-Polar**



**V-Plane
Co-Polar**

Improving processes and providing business insights

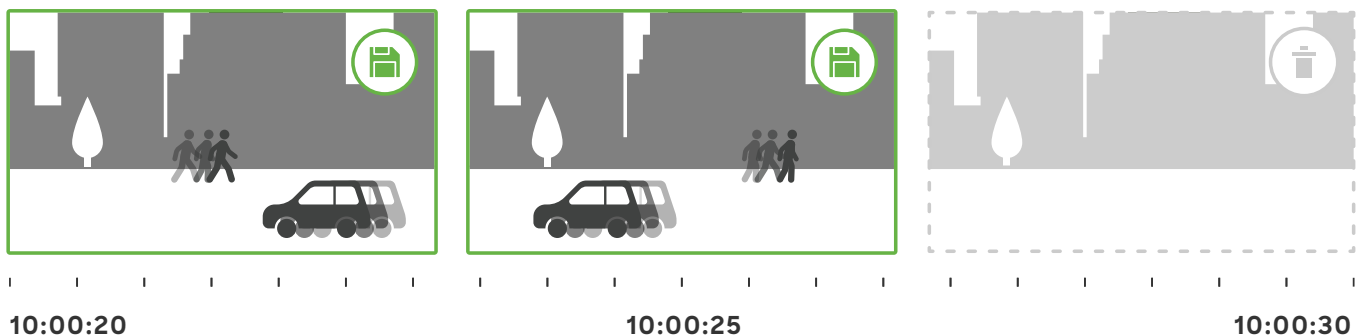
Optimized retention

MV smart cameras have flexible options for video quality and retention policies to meet a variety of deployment needs. Real-time retention estimates for each camera are provided in the dashboard, showing how different bit-rate and frame-rate settings and features like motion-based retention and scheduled recordings affect video storage.

With motion-based retention, cameras always retain continuous recording of the most recent 72 hours as a safety net. After that period, the camera intelligently trims footage that contains no motion. Motion-based retention is possible because of the unique way MVs handle motion—analyzing video on the camera itself and indexing it in the cloud. This feature can be turned on with the click of a button and can considerably extend on-camera storage.

Schedules allow users to define when cameras record and when they don't. Create schedule templates for groups of cameras and store only what's needed, or turn off recording entirely to only view live footage.

Whatever combination is chosen, the dashboard provides a real-time retention estimate for each camera. This removes the guesswork and makes it easy to define recording policies that work best for every deployment. For organizations with non-negotiable regulatory requirements surrounding storage, optional licenses for 30-, 90-, 180-, and 365-day Cloud Archive licenses are available.



Viewing video

Video can be easily accessed from anywhere, on virtually any device. On laptops, desktops, and mobile tablets, video can be viewed on a browser through the Meraki Vision portal or via an installable progressive web app (PWA) for a native software experience. On smaller mobile devices, like phones, the Meraki app allows you to view video on-the-go.

MV smart cameras are also bandwidth-conscious—intelligently streaming video on the LAN or WAN depending on your connection. When the dashboard detects a local connection to the camera from the viewing device, video is streamed directly from the camera, minimizing WAN usage. When viewing video remotely, the dashboard will create a cloud proxy to securely stream video to the device. All of this is done automatically, requiring no special software, plug-ins, or firewall configurations.

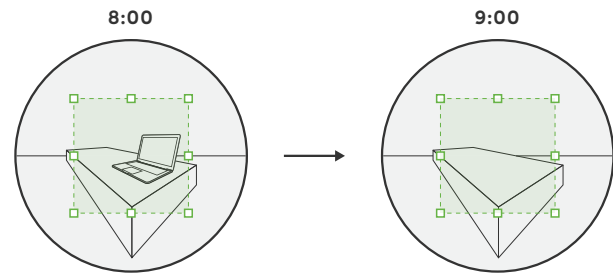
Features like the drag-and-drop video wall help streamline video monitoring, whether on-site or remote. Video walls can be configured with up to 16 camera feeds per view wall, and set to rotate at specific intervals to allow users to cycle through multiple views. Additionally, motion alerts can be configured to send notifications of activity, including people, keeping users aware even when video is not being watched.

Isolate events, intelligently

Meraki MV smart cameras use intelligent motion search to quickly find important segments of video amongst hours of recordings. Optimized to eliminate noise and false positives, this allows users to retrospectively zero in on relevant events with minimal effort. Simply select elements of the scene that are of interest in the Vision portal and the Meraki platform will return the activity that occurred in that area during the specified time. Missing laptop? Drag the mouse over the area it was last seen to quickly find out when it happened and who was responsible.


Motion Recap further minimizes the amount of video that needs to be watched by summarizing activity in a single image. The composite image is built into the camera and displayed as Motion Search results in the dashboard. This powerful, time-saving feature allows a user to understand the events of a 30-second video clip in a fraction of a second, with just a glance.

Once important footage has been identified, the dashboard makes it easy to share. Video clips can be exported from the camera, shared via a link, and downloaded into an easily viewable MP4 file. No proprietary file formats or special players are required. After video has been exported, the integrity of the file can be verified using the SHA-256 export verification feature built into the dashboard. There are also options for sharing video links as well as a snapshot tool, which is useful for circulating still images.



Analytics, built right in

With an industry-leading processor onboard every MV smart camera, advanced analytics using computer vision and machine learning are now easy, scalable, and cost-effective to implement. MV smart cameras can detect, classify, and track objects such as people and vehicles within a frame. This provides valuable insights into office foot traffic or customer behavior patterns straight from the camera, viewable in the dashboard—no servers, special software, or dedicated hardware required.



Motion heatmaps provide an overview of relative motion in a given area hour-by-hour or day-by-day. This helps paint a picture of general motion trends, helping to understand hot spots, bottlenecks, or busy and free times. These functionalities make it possible to start expecting more from cameras than just security.

In addition to analyzing the visual world, MV smart cameras can also provide insight into sounds with audio analytics. Using the same machine learning and artificial intelligence used to detect objects, cameras can also detect alarms and sirens and provide overall decibel levels for an area. Audio detection can be useful for tying video into alarm systems for better alerting and faster incident response, whereas the overall noise level can be used for architectural acoustic.

Part of something bigger

Cameras are only part of a physical security system, and the information they hold can help provide context into other system events. MV smart cameras have APIs that make it easy to get eyes on what is happening or use video analytics to provide insight into business processes.

APIs make it possible to programmatically retrieve video links or snapshots to correspond with badge access events or PoS transactions. MV Sense enables further use of the MV machine learning-based computer vision outputs through both REST and MQTT API endpoints. Organizations can request or subscribe to historical, current, or real-time data generated in-camera to create custom business solutions. This provides organizations and developers with processed, high-value data and insights without additional hardware, software, or infrastructure. Smarter cameras, lower cost of ownership.

